


# Metal Earth.

3D METAL MODEL KITS

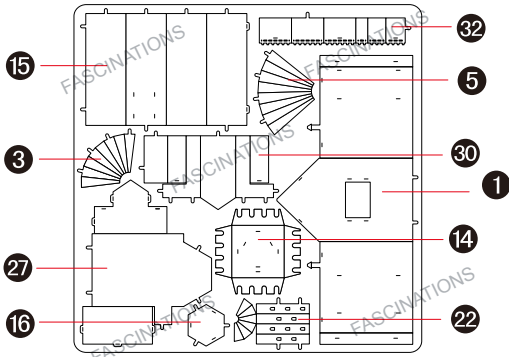


Neuschwanstein Castle  
Item No. MMS018

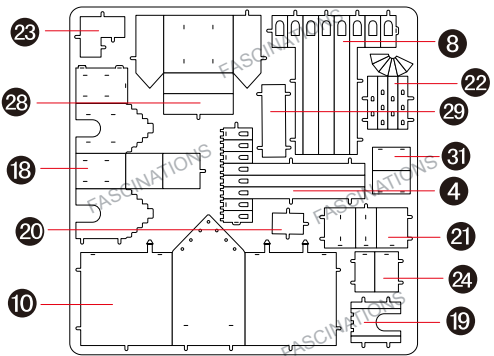


It is highly recommended that you visit [www.metal-earth.com/360/mms018](http://www.metal-earth.com/360/mms018) to see the completed model before assembling your own

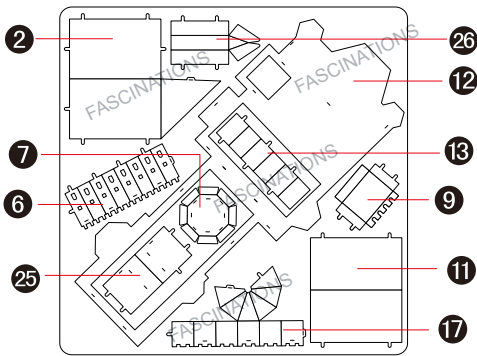
### A Metal sheets



### B



### C



In order to avoid possible injury from sharp edges, please carefully discard the metal sheets after parts have been removed

#### Legends:

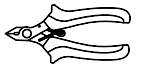
- Engraved side
- Non-engraved side
- Attention point
- Insert tab and bend 90 degrees
- Insert tab and twist 90 degrees

#### Assembly tip:

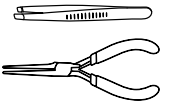
If needed, slightly twist tabs to hold parts together then untwist and bend them down for a nice finish

#### Recommended tools:

-Wire cutters: helpful for taking parts from the metal sheets.



-Tweezers or needle nose pliers: helpful for folding parts, bending and twisting tabs.



### Assembly Flow Chart

