


Metal Earth.

3D METAL MODEL KITS

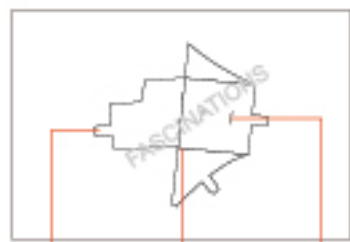


Dr. Who Gold Dalek
Item No. MMS401G

360°
view



It is highly recommended that you visit www.metalearth.com/360/mms401g to see the completed model before assembling your own



Insertion tabs are inserted and then folded
Fold lines can be seen as shown here
Insertion holes

Legends:

- E** Engraved side
- NE** Non-engraved side
- Attention point
- Insert tab and bend 90 degrees
- Insert tab and twist 90 degrees

Assembly tip:

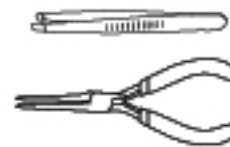
If needed, slightly twist tabs to hold parts together then untwist and bend them down for a nice finish

Recommended tools:

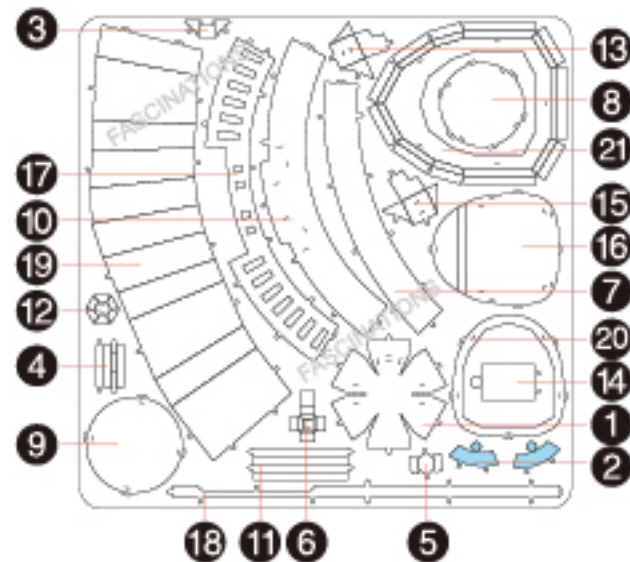
-Wire cutters: helpful for taking parts from the metal sheets.



-Tweezers or needle nose pliers: helpful for folding parts, bending and twisting tabs.



Metal sheet



In order to avoid possible injury from sharp edges, please carefully discard the metal sheet after parts have been removed

Assembly Flow Chart

